

ALL-NEW JEEP®

WRANGLER




ALL-NEW JEEP®

WRANGLER

THE NEXT GENERATION OF FREEDOM





A blue Jeep Wrangler is shown from the front, parked on a sandy desert floor under a clear sky. The vehicle's iconic seven-slot grille and round headlights are prominent. Large, bold text is overlaid on the left side of the image, partially obscuring the vehicle's front end.

FREE DOM IS THE NATURAL STATE OF HUMAN KIND

A desire for freedom is innate in human beings. It emerges as a desire to explore, a passion for the natural world, a search for a defined identity. This has always been the authentic essence of Jeep®, perfectly embodied in Wrangler: an icon that has managed to remain loyal to its roots while adapting to the changing spirit of the times. Today its irrepressible inclination towards adventure leads it to explore new terrains, be it on- or off-road. New destinations, new sensations, new emotions. The journey starts again here.

YOUR SPIRIT REVEALED.

Free spirits recognize each other on sight: it's a natural affinity. From the very beginning, Wrangler has accompanied such pioneers, taking them away from the ordinary, heading towards amazing journeys and exciting adventures. Its nature has not changed at all over the years – quite the contrary. The most recognizable vehicle in the world stays true to the original: it has been further improved to deliver more rugged capability, with increased interior comfort for superior driving experiences.





SAME CHARACTER, NEW LIGHT.

The Wrangler design is the natural evolution of a vehicle that remains loyal to the original. The legendary seven-slot grille with outer slats intersecting with the headlights pays homage to the Jeep® CJ. And the authentic spirit is immediately evident, clearly distinguishing the Wrangler's identity. Its wide stance and bold and rugged shape instantly evoke a sense of strength and sturdiness, a perception reinforced by the lowered beltline.

A BEACON IN THE STORM.

Iconic round headlamps provide the distinctive Wrangler character. The Full LED system and fog lights complete the unique look, offering ultra-bright lighting to significantly increase road visibility. The new Automatic High Beam function illuminates and dims the high-beam headlights when there is approaching traffic coming. LED daytime running lights are located on the trapezoidal wheel flares giving the car an unmistakable look, and LEDs are also deployed in the square-shaped tail lights. To see, be seen and be recognized. Always.

AUTHENTIC OPEN-AIR EXPERIENCE.

The Jeep® Wrangler, the only true open-air 4x4 SUV on the market, has been designed and built for greater freedom.

FOLD DOWN WINDSHIELD*

Now it's easier than ever to have more fresh air in the face and a clearer view of the trail ahead.

REMOVABLE DOORS*

Made of lightweight aluminium. Take them off and freedom becomes closer than ever.

SKY ONE-TOUCH™ POWER TOP

The exclusive power soft top on a Wrangler opens up a large panoramic centre section with removable rear-quarter window sections.

FREEDOM® TOP 3-PIECE MODULAR HARDTOP

The lightweight design of the hard top makes it even easier to remove. Available in black or in body color depending on trim level.

No need to make a final decision. The Dual Top option combines the advantages of the Hard top and the freedom of the Soft Top.

SUNRIDER® SOFT TOP

Echoing the original version, this model's spring-assisted, zipperless design has a flip-back top and removable windows so sun-lovers can bask with ease.

*Driving with doors off and windshield down is for off-road use in permitted areas/roads only.

**THE POWER TO OPEN
UP YOUR WORLD.**



**A NEW ENERGY
FOR THE LEGEND.**

4xe



ONLY THE SOUND OF YOUR HEARTBEAT.

A silent power for your everyday ride. The hybrid plug-in power train with more than 50 km of zero-emission electric-only city range (WLTP) and up to 45 km in combined range (WLTP) makes Jeep Wrangler 4xe the ideal car for your city driving, while qualifying as the greenest Jeep, and most capable vehicle for exciting off-road adventures. You can still count on the pleasure of an open-air experience that only the Jeep brand offers. Its eco-friendly premium technology adds fun and high-level performance to your off-road freedom, with the thrill of driving in near-absolute silence.



4xe

RECHARGE YOUR FREEDOM.



BETTER TRACTION

The 4xe system keeps your vehicle stable and easy to maneuver in every driving environment, adjusting torque to the wheels and allowing greater control. In other words, 4xe means four-wheel drive always guaranteed, even when the battery is at its minimum.



OPTIMUM OFF-ROAD CAPABILITY

The entire system is designed for an increased low-speed torque capability. The instant availability of torque from the Wrangler 4xe's electric motor delivers a more precise and controlled driving experience when climbing and crawling.



PURE ELECTRIC 4X4 MODES

In EV mode, the Wrangler 4xe treads lightly and silently, conserving fuel while allowing occupants to focus solely on the sights and full sounds of nature. All transfer case settings are also available in full electric mode, including the low range gear ratio.

4xe



FUEL CONSUMPTION EFFICIENCY

The Jeep® Wrangler advanced powertrain system maximizes efficiency while reducing fuel consumption and CO₂ emissions. The 4xe system is able to deliver pure-electric operation for most daily commutes, eliminating range anxiety in hybrid mode.



ENERGY REGENERATION

Charging your battery on the go is fast and easy with e-coasting, which uses the negative torque of engine brake as a way to charge.



MORE POWER AND TORQUE

Jeep® Wrangler 4xe boasts 380 horsepower and 637 Nm of torque. The 4xe Plug-In Hybrid system enhances Wrangler's on-road performance, delivering crisp acceleration from a standing start, improved responsiveness and plenty of low-speed thrust.



UP TO 50 KM PURE-ELECTRIC RANGE

Delivers up more than 50 km in City Range, and up to 45 km in Combined Range, (both WLTP) of pure electric operation so you can access traffic-restricted urban centers and cover your daily drives on zero-emissions.



**ADVANCED TECHNOLOGY
MORE SAFETY.**





ELECTRIC FORCE BECOMES UNSTOPPABLE.

Only a Jeep® could outthrust a Jeep®. The Jeep® Wrangler 4xe technology is the Brand's natural evolution in 80 years of 4x4 capability leadership. The hybrid Jeep® Wrangler 4xe stays true to its own spirit, retaining its distinctive "Trail Rated" features that have you covered in all off-road conditions: solid front and rear axles, two-speed transfer case, full time 4x4, total suspension articulation, and 76 cm of water fording depth. The perfect merging of electric power into the 4x4 drivetrain takes the Jeep® Wrangler 4xe to a new level of off-road performance. The electric motor instantly generates maximum torque for a more precise and controlled driving experience on all terrains: there is no need to rev up engine rpm to get the wheels rolling, hence minimizing driveline shock while optimizing control and speed.

4xe



380_{HP} / 6,4" 0-100 KM/H

DISCOVER THE MOST POWERFUL WRANGLER EVER.

A new species that releases new energy. It boasts 380 horsepower and 637 Nm. The most technically advanced Wrangler ever, Jeep Wrangler 4xe takes efficiency, 4WD capability, and safety a step forward. Its revolutionary powertrain system couples two electric motors with a turbocharged gas engine. A combination of technologies that provides exceptional responsiveness, top performance, and optimal fuel savings.



4xe

380_{HP} / 6.4" 0-100 KM/H

DISCOVER THE MOST POWERFUL WRANGLER EVER.

A new species that releases new energy. It boasts 380 horsepower and 637 Nm. The most technically advanced Wrangler ever, Jeep Wrangler 4xe takes efficiency, 4WD capability, and safety a step forward. Its revolutionary powertrain system couples two electric motors with a turbocharged gas engine. A combination of technologies that provides exceptional responsiveness, top performance, optimal fuel savings.

4xe



2.0_{LITRE} TURBOCHARGED

17.3_{KWH} lithium-ion battery


WINNING COMBINATION.

The new Jeep Wrangler 4xe mounts a revolutionary powertrain system that delivers a unique on- and off-road experience thanks to the combination of two electric motors, a high-voltage battery pack, a high-tech 2.0 liter turbocharged I-4 engine, and the renowned, solid TorqueFlite eight-speed automatic transmission. The full system produces a maximum combined power of 380 horsepower (280 kW) and 637 Nm of torque, making it the most advanced powertrain system ever developed for a Jeep Wrangler. Longer all-electric driving for your daily commutes comes with enhanced efficiency, thanks to the 17 kWh nickel-manganese-cobalt battery pack that provides up to 45 km combined range. The first electric motor is an engine-mounted generator unit that replaces the alternator. It starts the vehicle, generates electricity for the battery and manages fuel-efficient Start-Stop operations. The second unit is integrated into the automatic transmission case, replacing the traditional torque converter.



ELECTRICITY NEVER LOOKED SO GOOD.

Follow your instinct onto a new adventure. You can tailor the Jeep® Wrangler 4xe to best suit your trip, whether it's a drive in the town or a free-spirited outing in nature. You can control the preferred E-Selec mode of operation, via dedicated buttons on the instrument panel: Hybrid, Electric, and eSave.



HYBRID

The default mode. The system automatically manages the powertrain favoring power battery from the start. It uses battery first and then engages the 2.0 liter turbocharged I-4 propulsion only when the battery nears its minimum state of charge or when the drivers requires maximum performance.

ELECTRIC

The powertrain runs on zero-emission battery power only. When the battery reaches the minimum charge or more torque is needed, the 2.0 liter engine is smoothly switched on.

E-SAVE

It allows gas engine propulsion only, saving the battery charge for later use, such as quiet electric mode off-roading or when accessing traffic-restricted urban centers that require low-emission standards.

POWER'S ON.

You can conveniently charge your New Jeep® Wrangler based on your style and habits. Selecting your preferred charging mode is quick and easy and you can always monitor the charge process thanks to the LED indicators.

DOMESTIC CABLE.

The **Mode 2 cable** provided on all models, is a 6-meter long cable with ICCB (in Cable Control Box).

It features a Schuko domestic socket that allows you to easily charge your Jeep® Wrangler even from the comfort of your home.


EASYWALLBOX.

EasyWallbox is the **exclusive FCA “Plug&Play” solution** that you can access via Bluetooth.

All you need to do is fix it to a wall and plug in your vehicle, like any other household appliance, and you can charge your Jeep® Wrangler's battery in less than 10 hours. In Plug&Play mode it offers 2.3 kW of charge power that an electrician can upgrade up-to 7.4 kW with a professional installation.

PUBLIC CHARGE SOLUTIONS.

The **Mode 3 cable** allows you to charge your Jeep® Wrangler 4xe at any public charging station in less than 3 hours. Thanks to the **My Uconnect app** and **My easy Charge services and card**, you can also access a wide network of recharge stations.



4xe



ADVENTURE GOES URBAN.

A truly adventurous spirit knows no limits. The Jeep® Wrangler comes with superior on-road dynamics, in order to optimize handling and comfort. The five-link suspension system with specific shock tuning provides a pleasurable ride and an optimum balance between on-road steering and its legendary off-road capability. The two-speed transfer case with full-time 4x4 actively contributes to an exceptional control.

Safety is a priority, with over 65 active and passive safety systems such as Blind Spot Monitoring and Rear Cross Path Detection, Parkview Rear Backup Camera with Dynamic Grid Lines, Forward Facing Camera, Automatic High Beam, Full Speed Forward Collision Warning Plus, Adaptive Cruise Control, Electronic Stability Control (ESC) with Electronic Roll Mitigation, front and rear parking sensors, and four standard air bags. Because safely is the only way to travel.



PARKVIEW® REAR BACK-UP CAMERA

When the vehicle is in Reverse, the Uconnect™ screen displays a wide-angle view of what's immediately behind your vehicle. On-screen dynamic grid lines help you see your back-up path. Standard.



FORWARD - FACING OFF - ROAD TRAIL CAM 1

The available TrailCam Forward-Facing Camera allows you to see an on-screen high definition image of the space in front of your vehicle, both on- or off-road. The camera provides situational awareness during off-road maneuvers, but is also your ally in tight parking spots. It includes an automatic "clean camera" function that cleans the camera lens for greater visibility.



BLIND SPOT MONITORING AND REAR CROSS-PATH DETECTION

Maintain a safe perimeter with the help of these sensor systems. Chimes and illuminated icons notify you when side or rear blind spots are encroached. Available.

PARKSENSE® FRONT/REAR PARK ASSIST SYSTEM

Works in tandem with ParkView® Rear Back-Up Camera and uses front and rear sensors to bring previously hidden objects to your attention with an audible warning so you have time to react. Standard.



ELECTRONIC STABILITY CONTROL (ESC)

A vehicle-wide network of safety sensors helps maintain vehicle control, providing instant aid should it detect you veering off your intended path. ESC coordinates a range of safety systems, sending them into action when needed. Standard.

AUTOMATIC HIGH BEAM

Headlamp system adjusts to oncoming traffic to deliver maximum lighting according to the driving conditions.

NEXT-GENERATION AIR BAGS

When a crash is detected, these air bags deploy, including supplemental front-seat mounted air bags, nearly instantaneously, providing occupant protection that's matched to crash severity. Standard.

FORWARD COLLISION WARNING PLUS

Uses radar and sensors to video-detect when you may be approaching another vehicle too rapidly. An audible and visual alert is given, or the system assists the driver in mitigating a potential collision. Available.

ENHANCED ACCIDENT RESPONSE SYSTEM (EARS)

This system makes it easier for emergency personnel to see and reach occupants in the event of an accident, turning on interior lighting, flashing hazard lamps and unlocking power doors after air bag deployment. Standard.

ADAPTIVE CRUISE CONTROL WITH FULL-STOP

Adaptive Cruise Control with Full Stop automatically adjusts your driving speed to maintain a pre-selected distance from the vehicle ahead. If necessary, it will bring your vehicle to a complete stop, all without driver input.





LOSE TRACK OF TIME, NOTHING ELSE.

An authentic style, great versatility, improved comfort and intuitive features. Every detail reveals expert craftsmanship and top-quality materials. Metal-plated elements and fine upholstery now in leather with accent stitching – each and every feature is carefully planned. A push-button starter, featuring a weather-proof surround, is easily located within the driver's reach. And what is more, every Wrangler comes standard with durable and washable interiors, fitted with drain plugs for easy clean-up. The end product is a interior where the concept of time can be easily forgotten.

NATURALLY REFINED.

Wrangler interiors evoke the refinement of nature and its attention to details. Soft-touch surfaces, wrapped dashboard with accent stitching, heated seats and steering wheel, leather-trimmed seats with accent stitching and embroidered logos for Sahara and Rubicon. A heady blend of details for an unprecedented driving sensation.

SAHARA

BREAK THE SOUND BARRIER.

The Jeep® Wrangler's interior combines rugged details and on-board pleasure to deliver superior driving experience. The perfect environment to fully enjoy the sound quality of the available 552-Watt Alpine® All-Weather Premium Audio System with 8 speakers and a rear subwoofer. Nothing less for an unrivalled off-roader.





CUSTOMIZED CONNECTION.

The instrument cluster is equipped with an available 7" thin-film transistor LED display. This allows information to be configured in more than 100 ways, including current media being played, tyre pressure or digital speed readout. The available fourth-generation Uconnect™ 8.4" touchscreen system, located in the mid-centre console, features smartphone connectivity, pinch-to-zoom capability and Drag'n'Drop functionalities, allowing owners to customize the system with their own most commonly-used menu buttons and specific Off-Road Pages providing vehicle status while operating in off-road conditions.



Apple CarPlay™ enables iPhone users to access Apple Maps, messages, phone and Apple Music through Siri voice control or Uconnect™ touchscreen.



Android Auto™ enables easy and safe access to your favorite apps like Google Maps and YouTube Music via Uconnect™ touchscreen or steering-wheel controls.

To use Android Auto on your car display, you'll need an Android phone running Android 6.0 or higher, an active data plan, and the Android Auto app.

Google, Android, Android Auto, YouTube Music and other related marks are trademarks of Google LLC.

Android Auto is not available in all regions and languages. Please check <https://www.android.com/auto/> for country and language availability.



JOINING THE FUTURE.

The future was yesterday. Designed to meet your everyday needs and integrate your daily lifestyle, the Jeep® Wrangler is all the more connected thanks to its new Uconnect™ Box and Uconnect™ 8.4 Nav HD System, providing all kinds of vehicle information. You can always keep your eyes on the road and have everything under control.



Download My Uconnect mobile app or go to the official Jeep website to take advantage of all services.



MY ASSISTANT



MY REMOTE



MY CAR



MY eCHARGE



MY ALERT



MY FLEET MANAGER

For more information regarding the timing and activation for each service, please refer to the official Jeep website.

MY ASSISTANT



SOS CALL

Through the built-in SOS button contact the EU Emergency Service (112) that receives your last known GPS location and vehicle identification number. An automatic call is generated under certain crash conditions.



ROADSIDE ASSISTANCE

Directly contact the call center to receive roadside assistance through the My Uconnect mobile app, radio display, built-in Assist button in the vehicle or automatically if a major system is compromised.

Available only on My Uconnect mobile app



CUSTOMER CARE

Contact the call center with your questions and concerns about your vehicle through the My Uconnect mobile app, radio display and built-in Assist Button. Your car provides vehicle location and vehicle identification number.

Available only on My Uconnect mobile app



VEHICLE HEALTH REPORT

Receive emails or notifications through the My Uconnect mobile app and web portal, you will receive information about the health and maintenance of your vehicle.

MY REMOTE



VEHICLE FINDER

Visualize your vehicle's location on your smartwatch and smartphone, through the My Uconnect mobile app or web portal. you can also launch pedestrian directions from your position to the vehicle.



DRIVE ALERTS

Stay in control of your vehicle even when it is driven by another person. Receive alerts on My Uconnect mobile app or web portal for preset parameters.



AT-HOME DIGITAL ASSISTANT

Get vehicle info, search points of interest (POI), lock and unlock doors and control the vehicle lights, using your At-Home Digital Assistant.



CHARGING STATION LOCATOR

You can visualize public charging stations and some specific information on My Uconnect mobile app.

MY CAR



VEHICLE INFO

Get real-time information on your vehicle's fuel level and battery level (only for 4xe), tire pressure, odometer and oil life on a smartwatch, the My Uconnect mobile app or the web portal.



VEHICLE HEALTH ALERT

Receive specific push notifications about powertrain, oil, fluids, brakes, suspension, safety and lights on a smartwatch, the My Uconnect mobile app or the web portal.

MY eCHARGE



MY EASY CHARGE

You can manage your account, find a charging station, pay directly with your smartphone, checking all the transaction history and buying an RFID card.



MY EASYWALLBOX

At home you can manage and control your Wallbox via Bluetooth using your smartphone.



MY CONNECTEDWALLBOX

At home you can manage and control your connected Wallbox via Wi-Fi using your smartphone.

MY ALERT



THEFT ALARM NOTIFICATION

Receive notifications via SMS, My Uconnect mobile app or web portal of any suspected theft, unauthorized movement or security breaches related to your vehicle.



STOLEN VEHICLE ASSISTANCE

Contact the operations center immediately if your vehicle has been stolen. Once the theft is confirmed with a police report security features including vehicle tracking will be activated.

MY FLEET MANAGER



FLEET MANAGEMENT PORTAL

Fleet Management Portal is the solution for managing your fleet. The interface and totally remote accessibility allows fleet managers absolute control over the activities, service status, maintenance and assistance of each vehicle.



ALWAYS IN YOUR ELEMENT.


All destinations are within reach, because all terrains can be travelled. Two 4X4 systems - Selec-Trac® on Sahara, and Rock-Trac® on Rubicon - offer full-time torque management, enabling optimal grip in slippery, low-traction conditions such as driving over rock, sand, gravel, snow or ice. The Trac-Lok® limited-slip rear differential is available on Sahara trims, while the Rubicon features the Tru-Lok® electric front and rear axle lockers for extra torque and grip to face the toughest conditions. Because adventure is great in any environment. Thanks to legendary 4x4 capabilities, every Wrangler model receives a Trail Rated badge, certifying that the vehicle has passed a series of gruelling tests in five categories: Traction, Water Fording, Manoeuvrability, Articulation and Ground Clearance.



JEEP® WRANGLER FAMILY

SAHARA - RUBICON

Wrangler Sahara 4xe model come with the full-time Selec-Trac system, with low-range gear ratio and Trac-Lok rear limited slip differential. The Rubicon 4xe model features the advanced Rock-Trac system with a specifically low range crawl ratio, electric Tru-Lok front and rear-axle lockers, and electronic disconnect front stabilizer bar. The Rubicon features 17-inch unique wheels with 32-inch Mud Terrain tires.



SAHARA 4xe

EXTERIOR

- Exterior Logos with Blue Accents and 4xe logo
- Full-size spare tire
- Vented power dome hood
- Full-frame metal removable doors
- Blue Rear tow hook
- Body-color fender flares
- Body color 3 Piece hard top w/ hard top headliner
- 18" Aluminum wheel with A/T tires
- Side steps
- Auto High Beam Automatic Headlamp Leveling System
- LED headlamps and daytime Running Lamps
- LED front Fog Lamps and LED tail Lamps
- Deep-tint sunscreen windows

INTERIOR

- Premium cloth seats with Sahara logo
- Leather wrapped steering wheel
- Dual zone auto air conditioning
- Additional USBs (second row of seats)

FUNCTIONALITY

- Keyless Entry and Go
- Electrochromic rear-view mirror with dusk sensor
- Rear Parking Sensors
- Power heated exterior mirrors
- TORX® tool kit for top and door removal and windshield folding

CAPABILITY

- Command-Trac® 2,72:1 4x4 system
- Trac-Lok rear limited slip differential
- Full time transfer case with selectable part time system
- Dana® 30/44 axles
- 3.45 Rear Axle Ratio
- 8-speed Automatic Transmission

TECHNOLOGY & SAFETY

- Uconnect™ 8.4" NAV touch-screen Infotainment with dedicated Plug-In Hybrid functionalities
- Apple CarPlay and Android Auto compatibility
- 7" TFT Configurable Colour Instrument cluster
- 9-speaker all-weather Alpine Premium Audio System with subwoofer
- Blind Spot Monitoring and Rear Cross Path detection
- Rear Back-up Camera with Dynamic Gridlines
- Adaptive Cruise Control
- Full Speed Forward Collision Warning
- Electronic Stability Control (ESC) and Trailer Sway Control (TSC)
- Hill Start Assist (HSA) and Electronic Roll Mitigation (ERM)
- Selec Speed off-road cruise control
- Advanced multistage driver and front-passenger air bags
- LED battery level monitor on the instrument panel
- Mode 2 cable for domestic charging
- EV Modes: Hybrid, Electric, eSave

OVERLAND

PACK

- Black McKinley Leather Seats with Overland logo
- Monaco-wrapped instrument panel
- Side Exterior Overland Hard Badge
- Body Color Grille with Bright Accent Throats and Headlamp Bezels
- Painted Bright Accent mirrors
- Hard Spare Tire Cover
- Premium Hard Top Headliner



RUBICON 4xe

EXTERIOR

- Exterior Logos with Blue Accents
- 4xe logo
- Body coloured grille with dark accent throats
- Premium Black Sunrider Soft Top
- 17" alloy wheels with 32" off-road Mud Terrain tires
- Black fender flares
- Auto High Beam Automatic Headlamp Leveling System
- Daytime Running Lamps
- LED headlamps and daytime Running Lamps
- LED front fog lamps
- LED tail Lamps
- Unique Black Hood Decal with Blue Tracer & 4xe logo
- Blue Rear tow hook

INTERIOR

- Premium cloth seats with Rubicon logo and blue accent stitching
- Additional USBs (second row of seats)
- Silver Platinum instrument Mid Bolster

FUNCTIONALITY

- Front and rear parking sensors
- Keyless Entry

CAPABILITY

- Gorilla Glass
- Rock-Trac® 4,0:1 4x4 system
- Full time transfer case with selectable part time system
- Heavy Duty Dana 44 axles
- Electronic sway bar disconnect system
- Tru-Lok® front and rear Locking Differentials
- Performance suspension system
- Premium Rock rails
- EV Modes: Hybrid, Electric, eSave
- LED battery level monitor on the instrument panel
- Mode 2 cable for domestic charging

TECHNOLOGY & SAFETY

- Uconnect™ 8.4" NAV touch-screen Infotainment with dedicated Plug-In Hybrid functionalities
- Apple CarPlay and Android Auto compatibility
- 9-speaker all-weather Alpine Premium Audio System with subwoofer
- Forward-facing TrailCam Off-Road Camera
- Blind Spot Monitoring and Rear Cross Path detection
- 7" TFT Configurable Colour Instrument cluster
- Adaptive Cruise Control
- Full Speed Forward Collision Warning

WHEELS.



17" MACHINED FACE PAINTED BLACK WHEELS
Standard on Rubicon



18" POLISHED FACE TECH GREY WHEELS
Standard on Sahara

SAHARA
with OVERLAND Pack

SAHARA

RUBICON

Black bucket
Mckinley leather

Black low-back
bucket cloth

Black
bucket leather

Dark Saddle
bucket leather

Black Premium
low-back bucket cloth

Black
bucket leather

Dark Saddle
bucket leather



SEATS.

COLOURS.



Hydro Blue
Pearl



Snazzberry
Pearl*



Granite Crystal
Metallic



Zynith Silver**
Metallic



High Velocity**



Sarge Green*



Firecracker Red




Bright White



Sting-Gray



Black



*not available on Rubicon 4xe version
**available from 2022

MAKE YOUR OWN ADVENTURE.

Every great adventure begins when you turn the steering wheel and go off the beaten path, and with the wide range of Jeep® Authentic Accessories you will discover how unlimited your options can really be. Mopar® offers many solutions for your Jeep® Wrangler, from performance to style, down to the smallest details. With Jeep® Performance Parts, make sure your one-of-a-kind Wrangler is ready to face the most challenging roads with its own distinctive look and go everywhere being ready for your outdoor hobbies, using the trailer hitch in combination with the different carrier systems.



The unpredictable nature of adventure is what makes it unforgettable, and being prepared is what makes it look easy. Turn your next stop into the perfect relaxing sunset break with the tailgate table and personalize the exterior with the mesh bikini and the original Mopar graphics. Remember also to add the molded side steps that offer a functional step into your vehicle.



**VEHICLE
PROTECTION**

To fully enjoy every moment of your journey choose the first-class maintenance plan features offered by Mopar, Vehicle Protection. With genuine parts and highly specialized services, your Jeep, Wrangler is always headed in the right direction.

Discover more at <http://jeep.mopar.eu/jeep/>



e-STORE

Visit the Jeep, on-line store at: <https://moparstore.co.uk/>



TECHNICAL DATA.

	4 doors	
TRIM	SAHARA	RUBICON
Chassis	Body on frame	
Transmission type	8-speed ATX 4WD	
Traction system	4x4	
Transfer Case	Selec-Trac® Full Time 2.72:1	Rock-Trac® Full Time 4:1
Lenght (mm)	4882	
Width (mm)	1894	
Height with hard top (mm)	1838	1848
Height with soft top (mm)	1891	1901
Wheelbase (mm)	3008	
Steering Angle: inner/outer wheel	41°/34.4°	
Turning diameter (m)	12,28	
Steering turns (lock to lock)	3,24	
Approach/Departure/Break over angle	35.8/30.8/20.2	36.6/31.8/21.4
Max Ground Clearance (mm)	242	252
Trail Rating	8	9
Water Fording (mm/kmph)	762/8	
Seating capacity	5	
Front Brakes	Vented disc 330x28mm	
Rear Brakes	Vented disc 345x22mm	
Front Axle	Dana M210 HD Axle Locking	Dana M210 HD Axle Locking
Rear Axle	Dana M220 HD Axle Locking	Dana M220 HD Axle Locking

The 2.0L petrol versions (2 and 4 doors) are only available in limited number of units in stock.

The values of the CO₂ emissions and fuel consumption are defined on the basis of official tests in compliance with the provisions under the applicable EU Regulation in force at the time of the homologation. In particular, the values indicated are determined on the basis of the WLTP test procedure. The CO₂ and fuel consumption values obtained according to applicable regulation are indicated in order to allow the comparison of vehicle data. The values of CO₂ and fuel consumption may not reflect the actual values of CO₂ and fuel consumption, which depend on many factors related, by way of example but not limitation, to the driving style, the route, the weather and road conditions, as well as the condition, use and equipment of the vehicle. The indicated value of CO₂ and fuel consumption refers to the versions of the vehicle with the highest and the lowest values.

	2.0L Turbo Plug-in Hybrid	
	4 doors	
TRIM	SAHARA	RUBICON
Emission Compliance	Euro 6d-Final	
Fuel	Gasoline + Electric	
Maximum power (HP/kW/rpm)	380 / 280 / 5250	
Maximum torque (Nm/rpm)	637 / 3000	
Emission CO ₂ (g/km) Combined	79	94
Electric range (km) Combined	44	45
Electric range (km) City	53	45
Fuel consumption (L/100km) Combined	3,5	4,1
Performance (0-100 Km/h) (sec)	6,4	-
Top Speed (km/h)	177	156
Cargo volume behind 2 nd row (l)	533	
Total cargo volume behind 1 st row up to the roof (l)	1910	
Fuel tank capacity (l)	65	
Battery gross capacity (kWh)	17	

Those values may change with subsequent configuration depending on equipment selected and/or size of tires selected. The indicated values of CO₂ and fuel consumption are not definitive and may evolve as a result of changes in the production cycle. In any case, the official values of CO₂ and fuel consumption of the vehicle purchased by the customer will be provided with the vehicle's accompanying documents. In cases where the values of CO₂ and fuel consumption are relevant for the purposes of calculating taxes and duties related to the vehicle, reference should be made to the applicable laws in each Country.



This brochure is a publication of FCA. All product illustrations and specifications are based upon current information at the time of publication approval. FCA reserves the right to make changes from time to time, without notice or obligation, in prices, specifications, colours, materials, and to change or discontinue models, which are considered necessary to the purpose of product improvement or for reasons of design and or marketing.

Jeep, is a registered trademark of FCA US LLC.

04.4.4143.08 – S – 10/2021 – WEB